

SDUCPTA 2020 Online Learning Survey

Friday, November 06, 2020

1172

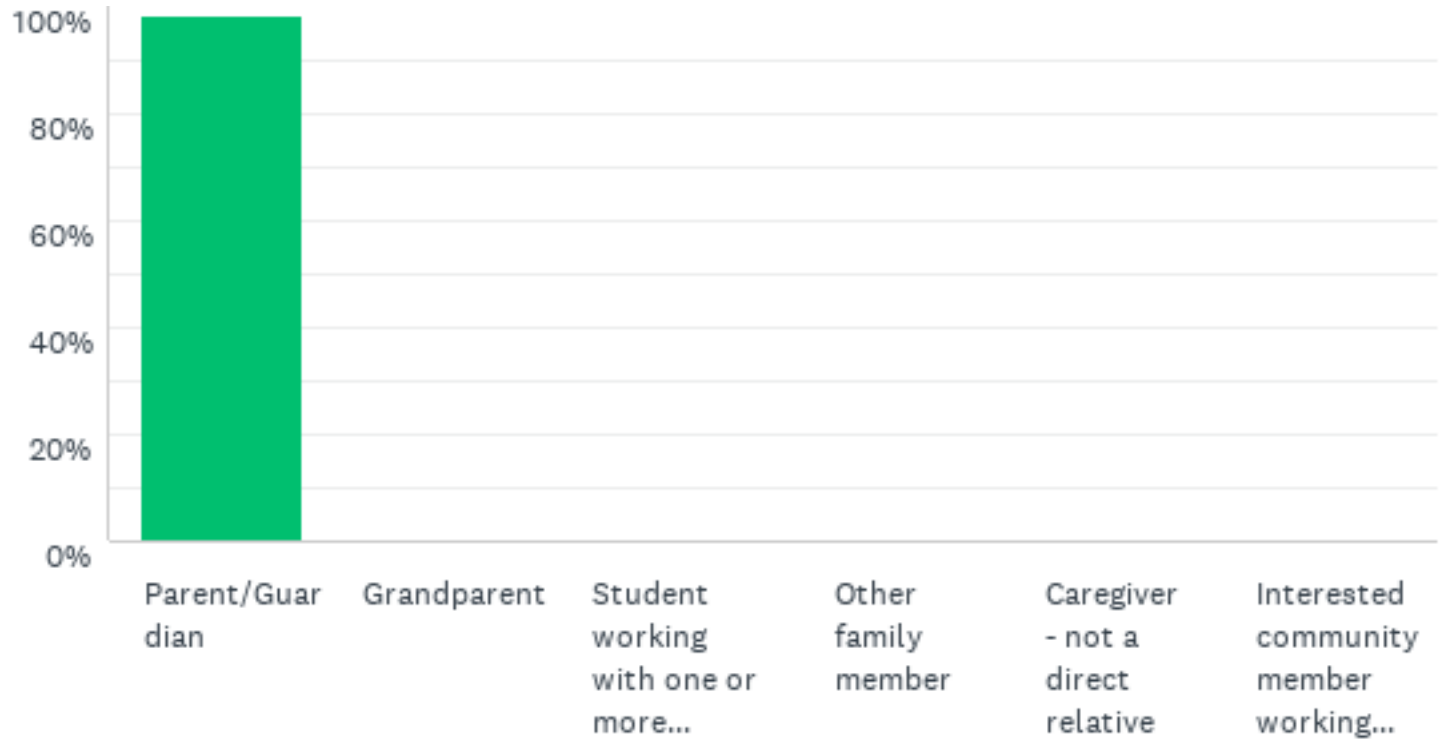
Total Responses

Date Created: Wednesday, September 02, 2020

Complete Responses: 1172

Q1: Are you a:

Answered: 1,172 Skipped: 0



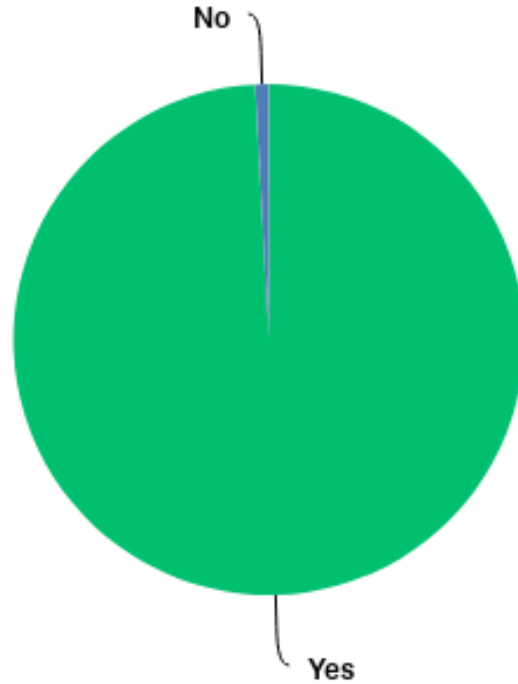
Q1: Are you a:

Answered: 1,172 Skipped: 0

ANSWER CHOICES	RESPONSES	
Parent/Guardian	98.72%	1,157
Grandparent	0.51%	6
Student working with one or more siblings	0.17%	2
Other family member	0.09%	1
Caregiver - not a direct relative	0.17%	2
Interested community member working with one or more students during online learning	0.34%	4
TOTAL		1,172

Q2: Do you live with the student(s)?

Answered: 1,172 Skipped: 0



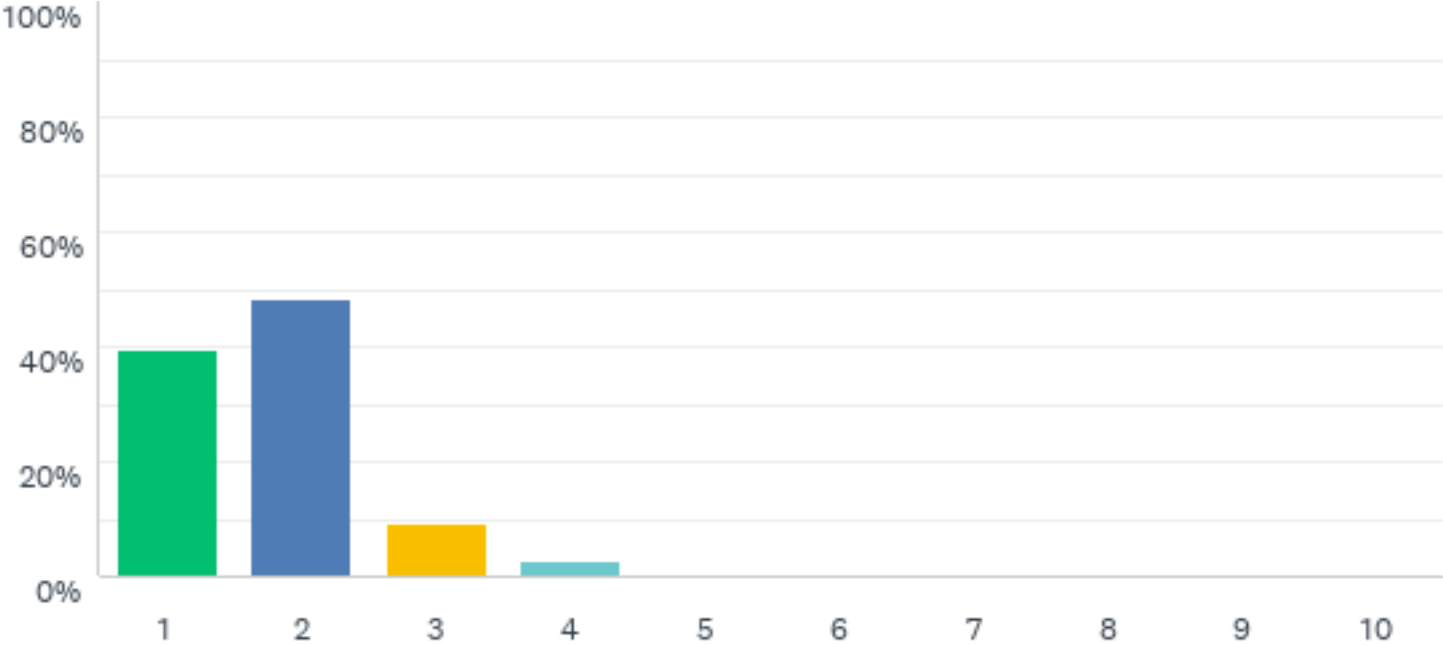
Q2: Do you live with the student(s)?

Answered: 1,172 Skipped: 0

ANSWER CHOICES	RESPONSES	
Yes	99.15%	1,162
No	0.85%	10
TOTAL		1,172

Q3: How many children do you have attending SDUSD schools?

Answered: 1,172 Skipped: 0



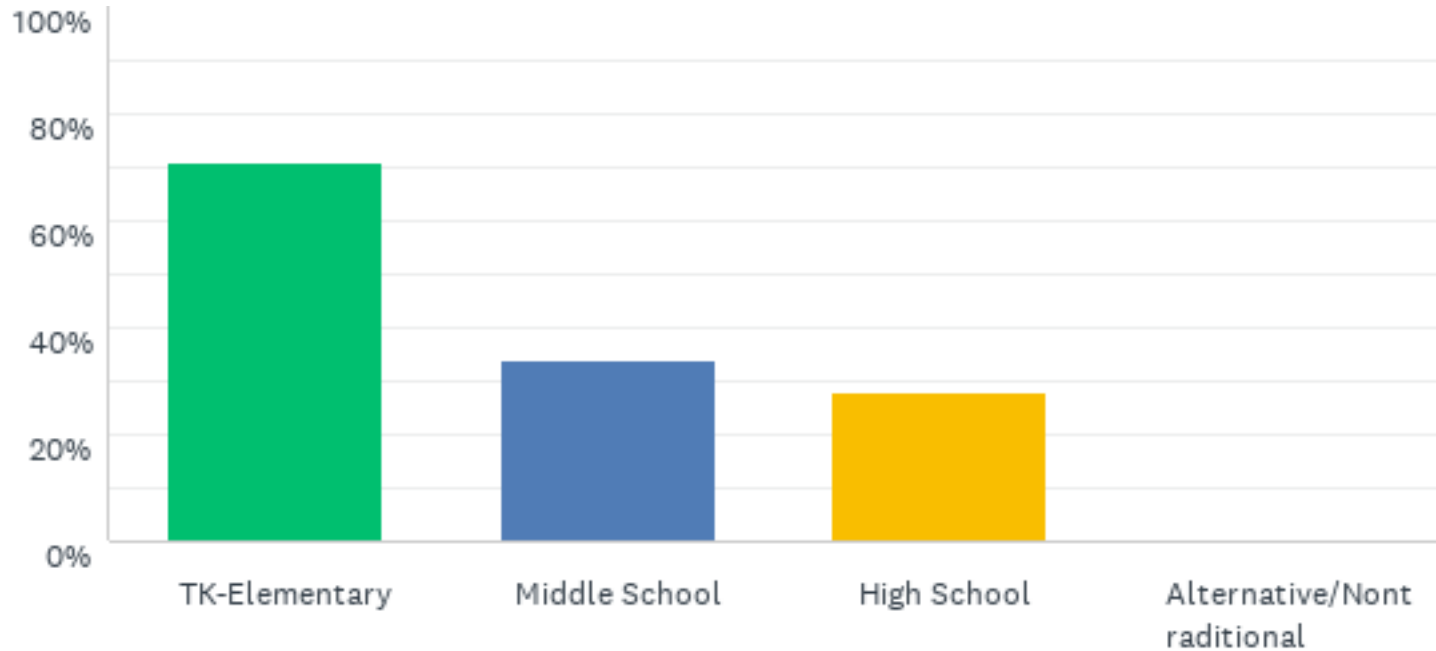
Q3: How many children do you have attending SDUSD schools?

Answered: 1,172 Skipped: 0

ANSWER CHOICES	RESPONSES	
1	39.33%	461
2	48.46%	568
3	9.39%	110
4	2.56%	30
5	0.17%	2
6	0.00%	0
7	0.00%	0
8	0.00%	0
9	0.00%	0
10	0.09%	1
TOTAL		1,172

Q4: What level / type of school are your children attending?

Answered: 1,172 Skipped: 0



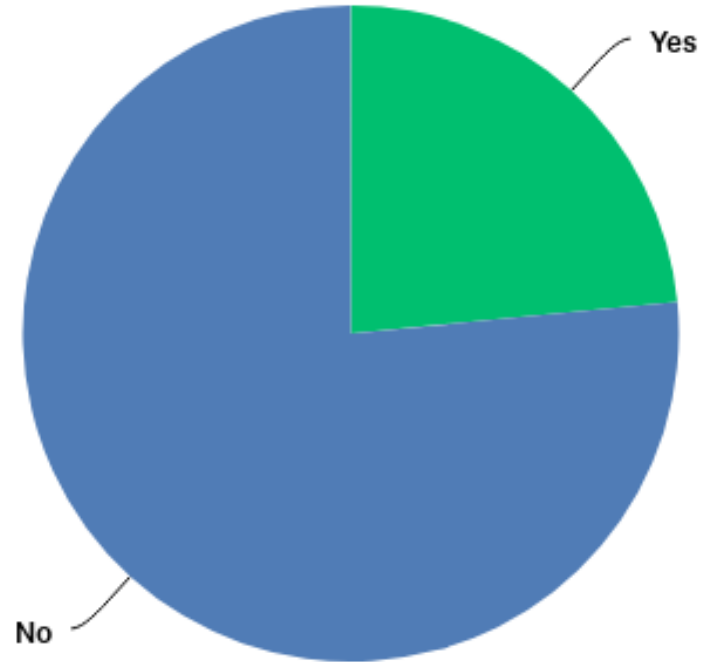
Q4: What level / type of school are your children attending?

Answered: 1,172 Skipped: 0

ANSWER CHOICES	RESPONSES	
TK-Elementary	70.82%	830
Middle School	34.04%	399
High School	27.90%	327
Alternative/Nontraditional	0.51%	6
Total Respondents: 1,172		

Q6: Did you participate in any school district town halls / task forces since March?

Answered: 1,172 Skipped: 0



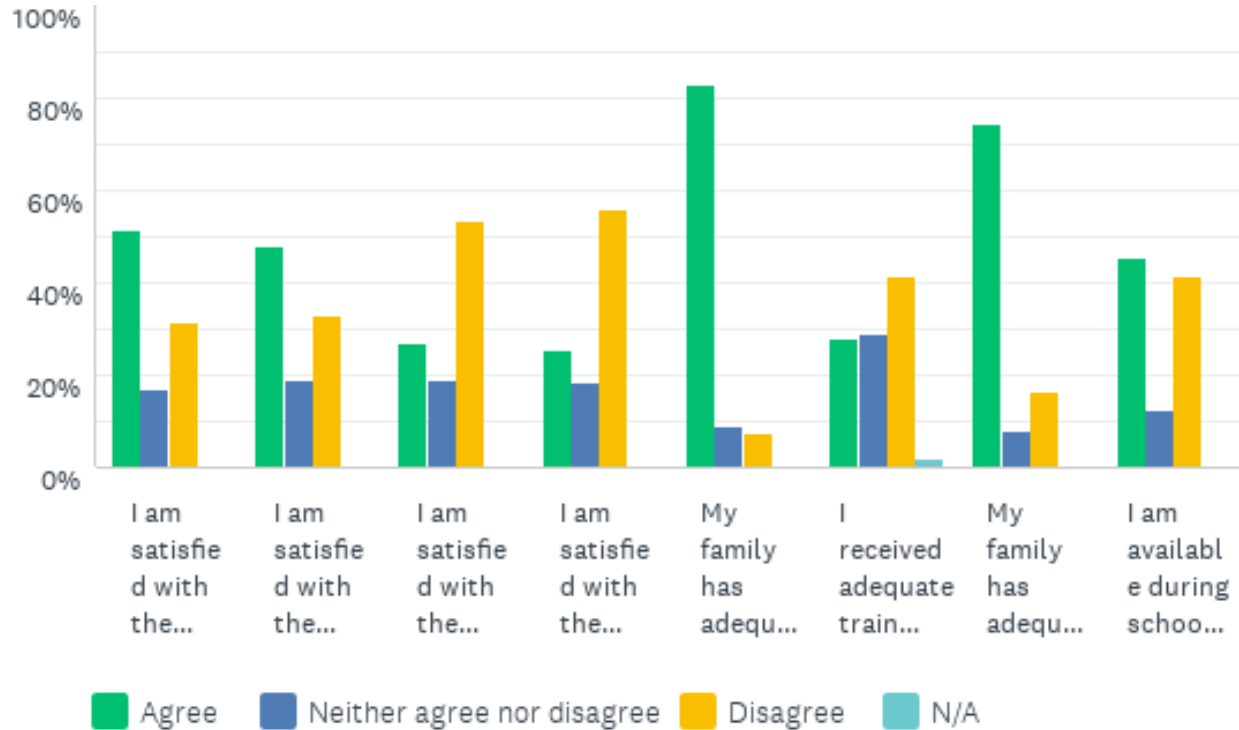
Q6: Did you participate in any school district town halls / task forces since March?

Answered: 1,172 Skipped: 0

ANSWER CHOICES	RESPONSES	
Yes	23.46%	275
No	76.54%	897
TOTAL		1,172

Q7: Please rate how strongly you agree or disagree with the following statements

Answered: 1,172 Skipped: 0



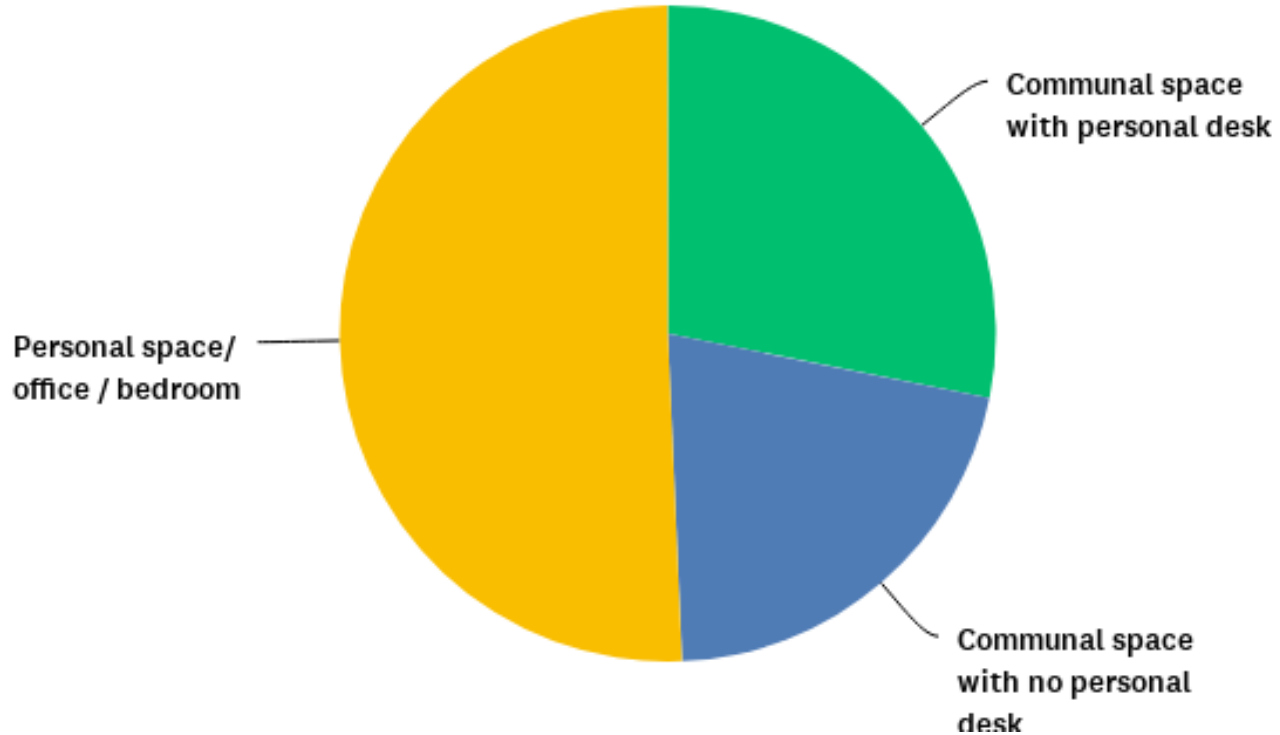
Q7: Please rate how strongly you agree or disagree with the following statements

Answered: 1,172 Skipped: 0

	AGREE	NEITHER AGREE NOR DISAGREE	DISAGREE	N/A	TOTAL	WEIGHTED AVERAGE
I am satisfied with the quantity of communications regarding online learning from my children's schools	51.67% 605	16.82% 197	31.34% 367	0.17% 2	1,171	2.20
I am satisfied with the quality of communications regarding online learning from my children's schools	47.95% 560	19.09% 223	32.88% 384	0.09% 1	1,168	2.15
I am satisfied with the quantity of communications regarding online learning from the district	27.08% 316	18.85% 220	53.73% 627	0.34% 4	1,167	1.73
I am satisfied with the quality of communications regarding online learning from the district	25.39% 295	18.50% 215	55.94% 650	0.17% 2	1,162	1.69
My family has adequate access to school supplies	83.01% 972	9.14% 107	7.43% 87	0.43% 5	1,171	2.76
I received adequate training on how to help my students	27.86% 326	28.80% 337	41.28% 483	2.05% 24	1,170	1.86
My family has adequate Internet access (bandwidth) for all students to be online at the same time	74.66% 875	8.19% 96	16.64% 195	0.51% 6	1,172	2.58
I am available during school hours to support my students	45.26% 530	12.38% 145	41.67% 488	0.68% 8	1,171	2.04

Q9: Where does your student do classwork?

Answered: 1,172 Skipped: 0



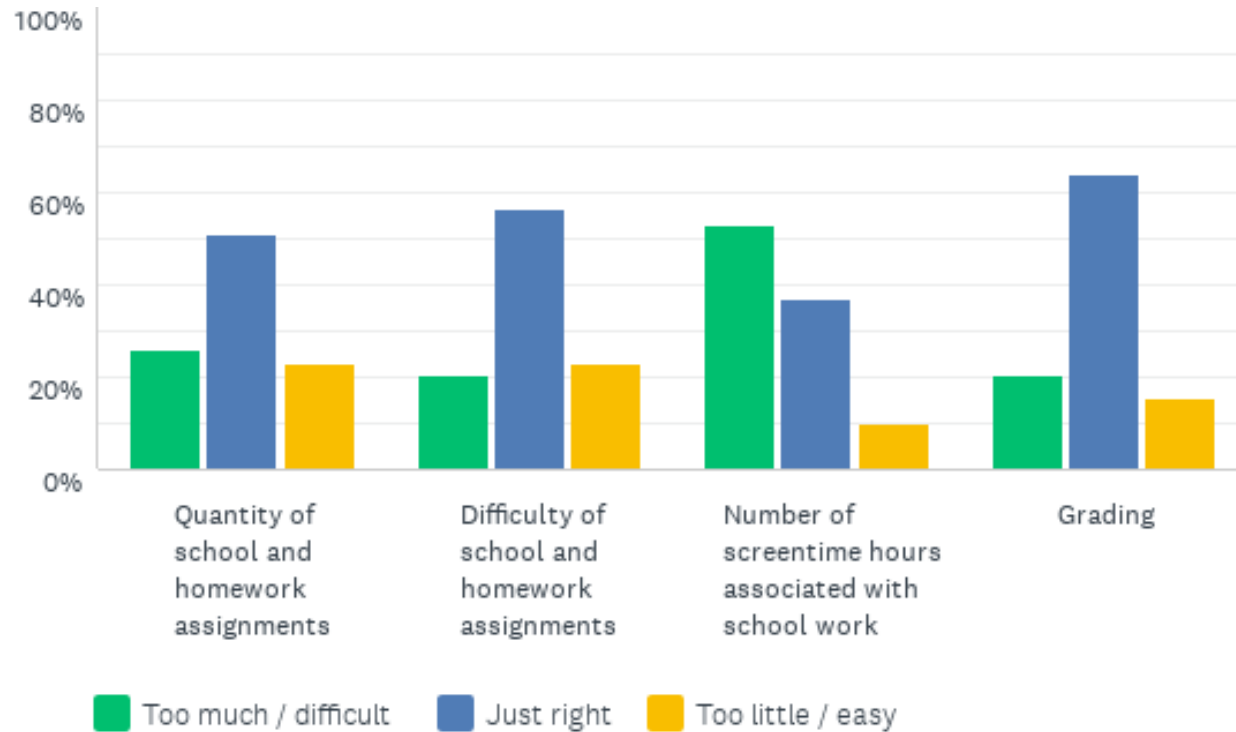
Q9: Where does your student do classwork?

Answered: 1,172 Skipped: 0

ANSWER CHOICES	RESPONSES	
Communal space with personal desk	28.16%	330
Communal space with no personal desk	21.16%	248
Personal space/ office / bedroom	50.68%	594
TOTAL		1,172

Q10: Please share your opinion of the following aspects of your child(ren)'s online learning experience:

Answered: 1,172 Skipped: 0



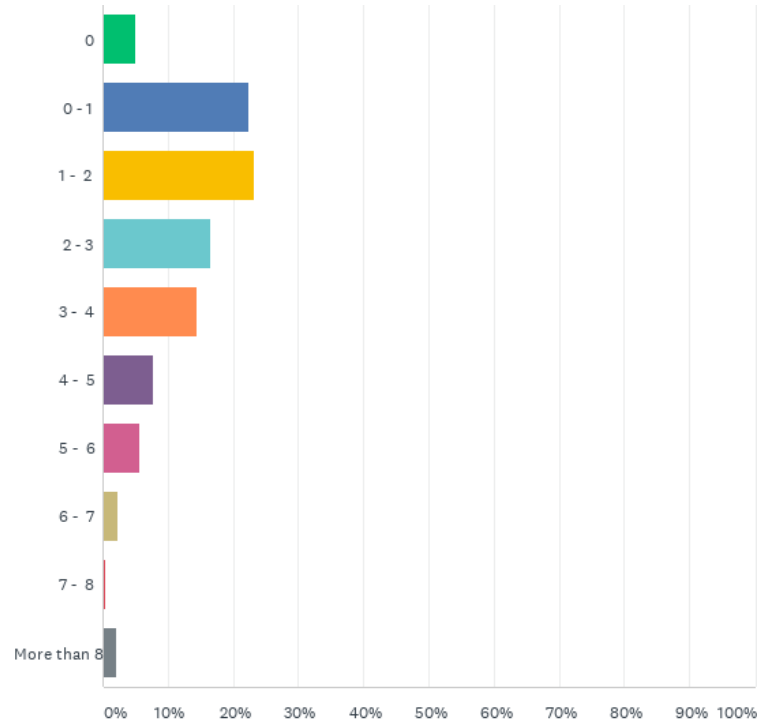
Q10: Please share your opinion of the following aspects of your child(ren)'s online learning experience:

Answered: 1,172 Skipped: 0

	TOO MUCH / DIFFICULT	JUST RIGHT	TOO LITTLE / EASY	TOTAL	WEIGHTED AVERAGE
Quantity of school and homework assignments	26.05% 303	51.07% 594	22.87% 266	1,163	2.03
Difficulty of school and homework assignments	20.34% 236	56.55% 656	23.10% 268	1,160	1.97
Number of screentime hours associated with school work	53.16% 622	36.84% 431	10.00% 117	1,170	2.43
Grading	20.52% 227	64.20% 710	15.28% 169	1,106	2.05

Q12: How many hours per day do you spend assisting your children with online learning?

Answered: 1,172 Skipped: 0



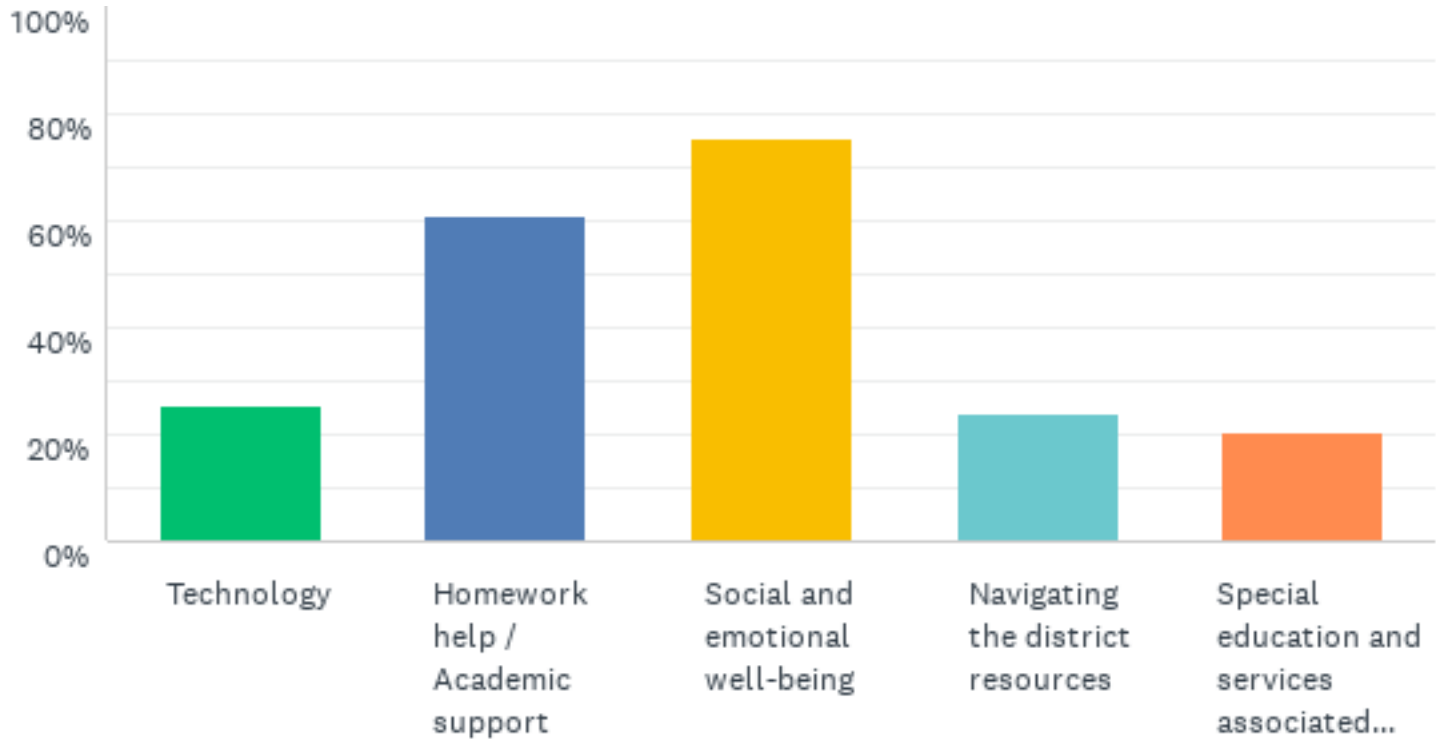
Q12: How many hours per day do you spend assisting your children with online learning?

Answered: 1,172 Skipped: 0

ANSWER CHOICES	RESPONSES	
0	5.12%	60
0 - 1	22.44%	263
1 - 2	23.21%	272
2 - 3	16.55%	194
3 - 4	14.33%	168
4 - 5	7.76%	91
5 - 6	5.72%	67
6 - 7	2.30%	27
7 - 8	0.43%	5
More than 8	2.13%	25
TOTAL		1,172

Q13: In which areas do you need extra support? (check all that apply)

Answered: 916 Skipped: 256



Q13: In which areas do you need extra support? (check all that apply)

Answered: 916 Skipped: 256

ANSWER CHOICES	RESPONSES	
Technology	25.44%	233
Homework help / Academic support	61.24%	561
Social and emotional well-being	75.66%	693
Navigating the district resources	24.24%	222
Special education and services associated with special education (including IEPs, 504s, etc.)	20.63%	189
Total Respondents: 916		